
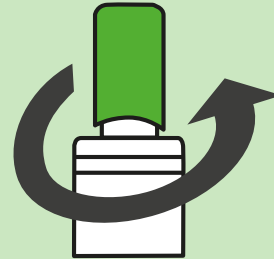


Instruction sheet about rectal colon screening Collection of stool sample

01

Hold the container in a vertical position, turn the tap cover which is provided with a stick for the stool collection.

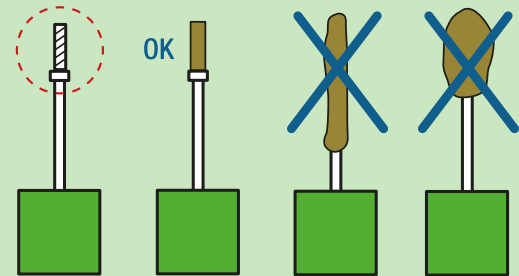


02

Put the stick softly into 3-5 different spots of the stool. Remove the excess stool, in case of any, with clean toilet paper.

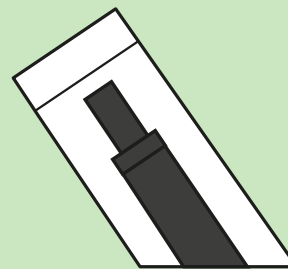
03

Where there is **OK**, that is the correct way of collecting the stool.




04

Once the collection is done, put the stick into the container, then turn to close. Finally **SHAKE IT**.



05

Put the container into the plastic bag which is meant for keeping it and returning it to the Lab.



06

Return the container on the day you did the collection or keep it into the fridge (not freezer) for not more than 3 days from the day of collection.